

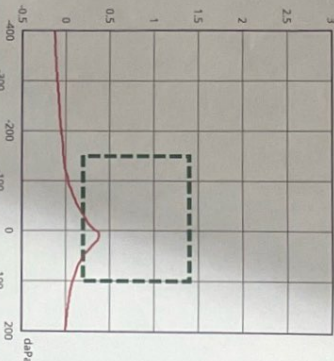


PATIENT: Ragad Alotairbi 3975 - 1/1/2021 (3 years) - M

1: Tympanometry - 3/21/2024 11:40 PM - Seven Decibel

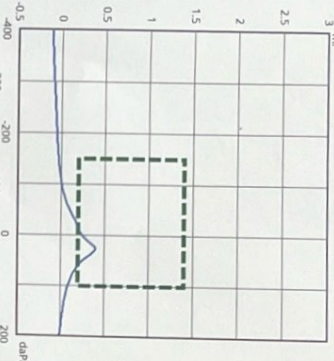
Right: 226 Hz, 200 daPa/s, Ya

ECV	0.35 ml
Compliance	0.38 ml
Pressure	11 daPa
Gradient	57 daPa



Left: 226 Hz, 200 daPa/s, Ya

ECV	0.34 ml
Compliance	0.40 ml
Pressure	28 daPa
Gradient	45 daPa



2: Session data - 3/21/2024 11:40 PM - Seven Decibel

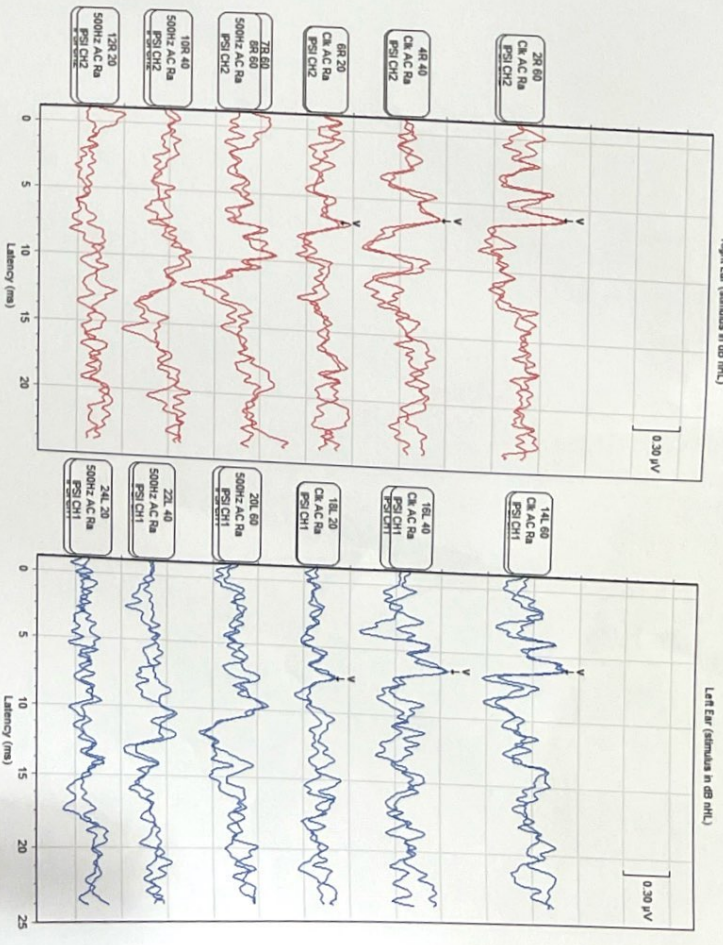
GENERAL INFO NOTES

Patient referred from ENT for a hearing assessment.

Tympanometry:
Right ear: Type A
Left ear: Type A

Patient: Ragad Alotairbi
Patient ID: 3975
Date of Birth: 08/04/2021
Gender: Male
Date of Test: 03/21/2024
Examiner:

ABR Test Results



Corr	RM	RM	Time (ms)										Ratio	SS	SE			
			I	II	III	IV	V	VI	VII	VIII	IX	X						
1	R 60 CH2	0.045																
2	R 60 CH2	0.064																
3	R 40 CH2	0.031																
4	R 40 CH2	0.040																
5	R 20 CH2	0.038																
6	R 20 CH2	0.037																
7	R 20 CH2	0.038																
8	R 20 CH2	0.041																
9	R 40 CH2	0.041																
10	R 40 CH2	0.026																
11	R 20 CH4	0.040																
12	R 20 CH4	0.029																
13	L 60 CH1	0.045																
14	L 60 CH1	0.035																
15	L 40 CH1	0.036																
16	L 40 CH1	0.051																
17	L 20 CH1	0.022																
18	L 20 CH1	0.022																
19	L 60 CH1	0.046																
20	L 60 CH1	0.023																
21	L 40 CH1	0.035																
22	L 40 CH1	0.025																
23	L 20 CH1	0.042																
24	L 20 CH1	0.045																

ABR WAVEFORM DATA
Corr: Corr = Correlation Coefficient, RM = Residual Noise
LATENCY-INTENSITY GRAPH